

## HSBC Global Investment Funds

# EUROLAND VALUE

Monthly report 31 July 2023 | Share class AC

### Investment objective

The Fund aims to provide long term capital growth and income by investing in a portfolio of Eurozone shares, while promoting environmental, social and governance (ESG) characteristics. The Fund qualifies under Article 8 of SFDR.

### Investment strategy

The Fund is actively managed. In normal market conditions, the Fund will invest at least 90% of its assets in shares (or securities similar to shares) of companies of any size, that are based in, or carry out most of their business in any European Monetary Union member country. The Fund includes the identification and analysis of a company's ESG Credentials as an integral part of the investment decision making process to reduce risk and enhance returns. The Fund will not invest in companies with involvement in specific excluded activities, such as: companies involved in the production of controversial weapons and tobacco; companies with more than 10% revenue generated from thermal coal extraction; and companies with more than 10% revenue generated from coal-fired power generation. The Fund may invest up to 10% in Real Estate Investment Trusts, and may also invest up to 10% in other funds, including HSBC funds. See the Prospectus for a full description of the investment objectives and derivative usage.

### Main risks

- The Fund's unit value can go up as well as down, and any capital invested in the Fund may be at risk.
- The value of investible securities can change over time due to a wide variety of factors, including but not limited to: political and economic news, government policy, changes in demographics, cultures and populations, natural or human-caused disasters etc.
- Derivatives may be used by the Fund, and these can behave unexpectedly. The pricing and volatility of many derivatives may diverge from strictly reflecting the pricing or volatility of their underlying reference(s), instrument or asset.

### Share Class Details

#### Key metrics

NAV per Share	<b>EUR 52.76</b>
Performance 1 month	<b>3.52%</b>
Volatility 3 years	<b>20.53%</b>

#### Fund facts

UCITS V compliant	<b>Yes</b>
Dividend treatment	<b>Accumulating</b>
Dealing frequency	<b>Daily</b>
Valuation Time	<b>17:00 Luxembourg</b>
Share Class Base Currency	<b>EUR</b>
Domicile	<b>Luxembourg</b>
Inception date	<b>4 April 2003</b>
Fund Size	<b>EUR 238,450,981</b>
Reference benchmark	<b>100% MSCI EMU Net</b>
Managers	<b>Jeanne Follet Samir Essafri</b>

#### Fees and expenses

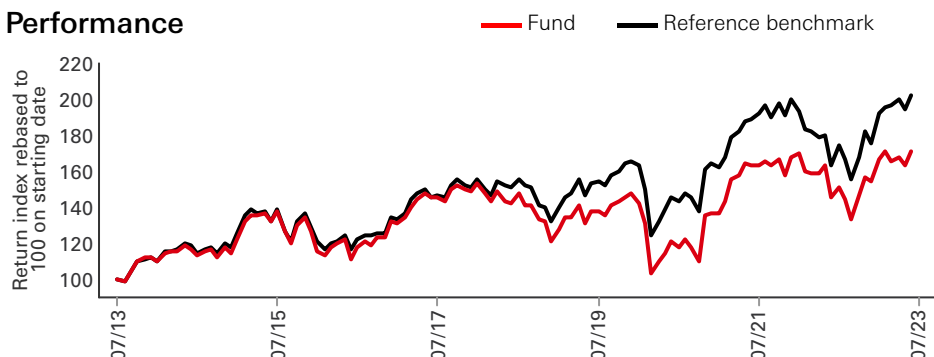
Ongoing Charge Figure <sup>1</sup>	<b>1.850%</b>
------------------------------------	---------------

#### Codes

ISIN	<b>LU0165074666</b>
Bloomberg ticker	<b>HSBEURO LX</b>

<sup>1</sup>Ongoing Charges Figure, is based on expenses over a year. The figure includes annual management charge but not the transaction costs. Such figures may vary from time to time.

### Performance



Past performance is not an indicator of future returns. The figures are calculated in the share class base currency, dividend reinvested, net of fees.

This is a marketing communication. Please refer to the prospectus and to the KIID before making any final investment decisions. Until 19 April 2021 the name of the sub-fund is HSBC Global Investment Funds – Euroland Equity.

Source: HSBC Asset Management, data as at 31 July 2023

Performance (%)	YTD	1 month	3 months	6 months	1 year	3 years ann	5 years ann	10 years ann
<b>AC</b>	<b>14.99</b>	<b>3.52</b>	<b>5.70</b>	<b>6.84</b>	<b>17.28</b>	<b>14.52</b>	<b>3.74</b>	<b>5.95</b>
Reference benchmark	17.50	1.92	3.19	7.19	17.84	12.91	5.74	7.54

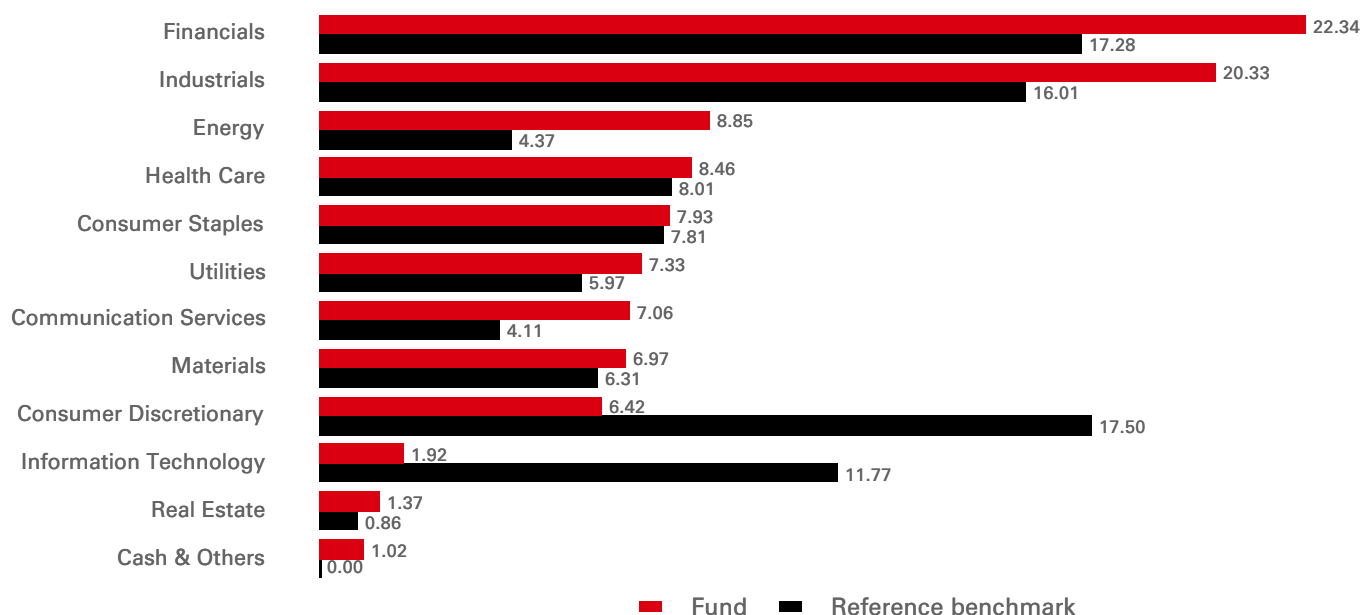
Calendar year performance (%)	2013	2014	2015	2016	2017	2018	2019	2020	2021	2022
<b>AC</b>	<b>30.47</b>	<b>1.94</b>	<b>10.83</b>	<b>3.85</b>	<b>12.95</b>	<b>-18.66</b>	<b>21.34</b>	<b>-7.04</b>	<b>22.50</b>	<b>-7.92</b>
Reference benchmark	23.37	4.31	9.81	4.37	12.49	-12.71	25.47	-1.02	22.16	-12.47

Carbon footprint	Fund	Reference benchmark	MSCI ESG Score	ESG score	E	S	G
Carbon intensity emissions	159.88	121.33	Fund	8.0	7.6	5.8	6.1
Reference benchmark			Reference benchmark	7.8	7.1	5.6	6.1

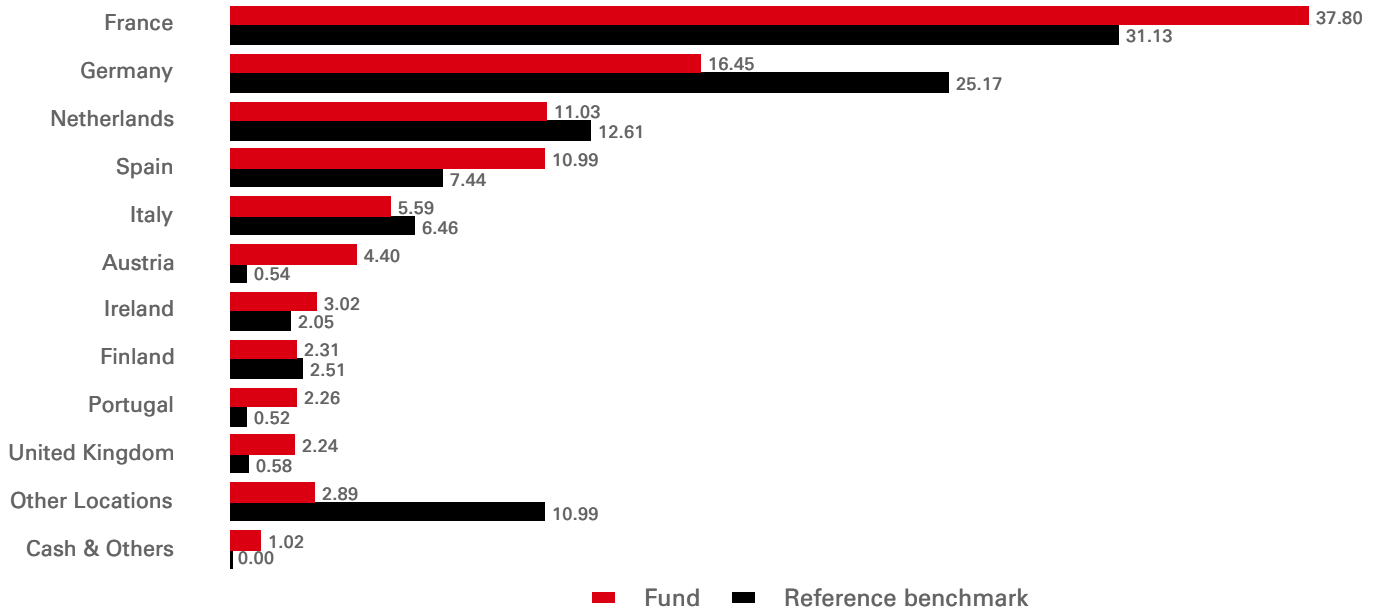
Carbon Intensity measures the quantity of carbon emission of a company (tonnes CO<sub>2</sub>e/USD million)  
Source of analytics: Trucost

Equity characteristics	Fund	Reference benchmark	3-Year Risk Measures	AC	Reference benchmark
No. of holdings ex cash	51	228	Volatility	20.53%	17.81%
Average Market Cap (EUR Mil)	44,213	91,781	Information ratio	0.22	--
			Beta	1.08	--

**Sector Allocation (%)**



**Geographical Allocation (%)**



Top 10 Holdings	Location	Sector	Weight (%)
Allianz SE	Germany	Financials	4.04
TotalEnergies SE	France	Energy	3.62
Iberdrola SA	Spain	Utilities	3.58
AXA SA	France	Financials	3.15
CRH PLC	Ireland	Materials	3.02
Sanofi	France	Health Care	2.86
ING Groep NV	Netherlands	Financials	2.86
Koninklijke Ahold Delhaize NV	Netherlands	Consumer Staples	2.84
Merck KGaA	Germany	Health Care	2.54
Societe Generale SA	France	Financials	2.42

**HSBC Global Investment Funds EUROLAND VALUE**

Monthly report 31 July 2023 | Share class AC

---

<b>HSBC ESG Score</b>	<b>ESG score</b>	<b>E</b>	<b>S</b>	<b>G</b>
Fund	6.3	7.6	5.8	6.1
Reference benchmark	6.2	7.1	5.6	6.1

## Risk Disclosure

- Investment Leverage occurs when the economic exposure is greater than the amount invested, such as when derivatives are used. A Fund that employs leverage may experience greater gains and/or losses due to the amplification effect from a movement in the price of the reference source.
- Further information on the potential risks can be found in the Key Information Document (KID) and/or the Prospectus or Offering Memorandum.

Follow us on:



---

For more information please contact us at Tel: +352404646767.  
[www.assetmanagement.hsbc.com/uk](http://www.assetmanagement.hsbc.com/uk)  
[amgtransferagency@lu.hsbc.com](mailto:amgtransferagency@lu.hsbc.com)  
To help improve our service and in the interests of security we may record and/or monitor your communication with us.

---

### Glossary



## Index Disclaimer

Source: MSCI. The MSCI information may only be used for your internal use, may not be reproduced or disseminated in any form and may not be used as a basis for or a component of any financial instruments or products or indices. None of the MSCI information is intended to constitute investment advice or a recommendation to make (or refrain from making) any kind of investment decision and may not be relied on as such. Historical data and analysis should not be taken as an indication or guarantee of any future performance analysis, forecast or prediction. The MSCI information is provided on an "as is" basis and the user of this information assumes the entire risk of any use made of this information. MSCI, each of its affiliates and each other person involved in or related to compiling, computing or creating any MSCI information (collectively, the "MSCI Parties") expressly disclaims all warranties (including, without limitation, any warranties of originality, accuracy, completeness, timeliness, non-infringement, merchantability and fitness for a particular purpose) with respect to this information. Without limiting any of the foregoing, in no event shall any MSCI Party have any liability for any direct, indirect, special, incidental, punitive, consequential (including, without limitation, lost profits) or any other damages. ([www.msci.com](http://www.msci.com))

## Benchmark disclosure

The Investment Advisor will use its discretion to invest in securities not included in the reference benchmark based on active investment management strategies and specific investment opportunities. It is foreseen that the reference benchmark will not be used as a universe from which to select securities. The deviation of the Fund's performance and underlying investments' weightings relative to the benchmark are monitored, but not constrained, to a defined range.

**Source: HSBC Asset Management, data as at 31 July 2023**

## Important Information

The material contained herein is for marketing purposes and is for your information only. This document is not contractually binding nor are we required to provide this to you by any legislative provision. It does not constitute legal, tax or investment advice or a recommendation to any reader of this material to buy or sell investments. You must not, therefore, rely on the content of this document when making any investment decisions. This document is distributed in France, Italy, Spain and Sweden by HSBC Asset Management (France) and is only intended for professional investors as defined by MIFID.

The information contained herein is subject to change without notice.

The information provided herein is simplified and therefore incomplete.

The material contained herein is for information purposes only and does not constitute investment advice or a recommendation to any reader of this material to buy or sell investments. Care has been taken to ensure the accuracy of this document, but HSBC Asset Management accepts no responsibility for any errors or omissions contained herein. All non-authorised reproduction or use of this commentary and analysis will be the responsibility of the user and will be likely to lead to legal proceedings. This document has no contractual value and is not by any means intended as a solicitation, nor a recommendation for the purchase or sale of any financial instrument in any jurisdiction in which such an offer is not lawful. The commentary and analysis presented in this document reflect the opinion of HSBC Asset Management on the markets, according to the information available to date. They do not constitute any kind of commitment from HSBC Asset Management. Consequently, HSBC Asset Management will not be held responsible for any investment or disinvestment decision taken on the basis of the commentary and/or analysis in this document. All data from HSBC Asset Management unless otherwise specified. Any third party information has been obtained from sources we believe to be reliable, but which we have not independently verified.

The fund is a sub-fund of HSBC Global Investment Funds, a Luxembourg domiciled SICAV.

Before subscription, investors should refer to Key investor document (KID) of the fund as well as its complete prospectus. For more detailed information on the risks associated with this fund, investors should refer to the complete prospectus of the fund

The shares of HSBC Global Investment Funds have not been and will not be offered for sale or sold in the United States of America, its territories or possessions and all areas subject to its jurisdiction, or to United States Persons.

Shares of the Company may not be offered or sold for sale or sold to any "U.S. Person within the meaning of the Articles of Incorporation, i.e. a citizen or resident of the United States of America (the "United States"), a partnership organised or existing under the laws of any state, territory or possession of the United States, or a corporation organised or existing under the laws of the United States or of any state, territory or possession thereof, or any estate or trust, other than an estate or trust the income of which from sources outside the United States is not includible in gross income for purposes of computing United States income tax payable by it.

Please note that funds included in this material may be covered by regulations outside of the European Economic Area (The EEA). Local regulations may vary, and can potentially impact your right to funds.

HSBC Asset Management is the brand name for the asset management business of HSBC Group. The above document has been produced by HSBC Asset Management (France) and has been approved for distribution/issue by the following entities :

In France by HSBC Asset Management (France), a Portfolio Management Company authorised by the French regulatory authority AMF (no. GP99026); in Italy and Spain through the Milan and Madrid branches of HSBC Asset Management (France), regulated by Banca d'Italia and Commissione Nazionale per le Società e la Borsa (Consob) in Italy, and the Comisión Nacional del Mercado de Valores (CNMV) in Spain. In Sweden, through the Stockholm branch of HSBC Asset Management (France), regulated by the Swedish Financial Supervisory Authority Finansinspektionen).

HSBC Asset Management (France) - 421 345 489 RCS Nanterre. Portfolio management company authorised by the French regulatory authority AMF (no. GP99026) with capital of 8.050.320 euros. Postal address: 75419 Paris cedex 08, France. Offices: Immeuble Coeur Défense, 110, esplanade du Général Charles de Gaulle, 92400 Courbevoie - La Défense 4 . (Website: [www.assetmanagement.hsbc.lu](http://www.assetmanagement.hsbc.lu)).

Copyright © 2023. HSBC Asset Management (France). All rights reserved

Important information for Luxembourg investors: HSBC entities in Luxembourg are regulated and authorised by the Commission de Surveillance du Secteur Financier (CSSF).

Further Information can be found in the prospectus.