

## HSBC Global Liquidity Funds Plc

# HSBC Euro Liquidity Fund

Monthly report 31 March 2024 | Share class C

### Investment objective

The Fund aims to provide security of capital, daily liquidity and a return that is similar to Euro money markets.

### Investment strategy

The Fund is actively managed. The Fund will invest in a diversified portfolio of short-term securities, instruments and obligations. These instruments will be short-term fixed or floating-rate securities that mature in 397 days or less. They will be issued by companies, governments and government-related entities and either listed or traded on a Recognised Market. The Fund's investments will, at the time of purchase, have a credit rating of least A-1 or P-1 (or its equivalent) from a recognised credit rating agency, such as Standard & Poor's or Moody's. The Fund can invest in a range of short-term securities, instruments and obligations such as certificates of deposit; medium term, variable and floating rate notes; commercial paper; bankers acceptances; government bonds, corporate bonds, treasury bills and Eurobonds; asset backed securities and reverse repurchase agreements. The Fund's liquidity is daily – meaning investors can redeem their investment on any business day. The Fund is classified as a Low Volatility NAV Money Market Fund under the European Union Money Market Fund Regulations. The Fund's primary currency exposure is to Euro. See the Prospectus for a full description of the investment objectives and derivative usage.

### Main risks

- The Fund's unit value can go up as well as down, and any capital invested in the Fund may be at risk.
- The Fund's objective may not be achieved in adverse market conditions. During times of very low interest rates, the interest received by the Fund could be less than the costs of operating the Fund.
- Investment Leverage occurs when the economic exposure is greater than the amount invested, such as when derivatives are used. A Fund that employs leverage may experience greater gains and/or losses due to the amplification effect from a movement in the price of the reference source.

### Share Class Details

Key metrics	
NAV per Share	<b>EUR 1.26</b>
Performance 1 month	<b>4.00%</b>
Fund facts	
UCITS V compliant	<b>Yes</b>
Dividend treatment	<b>Accumulating</b>
Dealing frequency	<b>Daily</b>
Valuation Time	<b>13:00 Ireland</b>
Dealing cut off time	<b>13:00 Ireland</b>
Share Class Base Currency	<b>EUR</b>
Domicile	<b>Ireland</b>
Inception date	<b>8 March 2002</b>
Fund Size	<b>EUR 21,361,386,378</b>
Reference benchmark	<b>100% Euro Short-Term Rate (€STR)</b>
Managers	<b>Florent Vassord</b>
Money market fund type	<b>Low Volatility Net Asset Value</b>
Fees and expenses	
Annual charge	<b>0.200%</b>
Codes	
ISIN	<b>IE0030819498</b>
Bloomberg ticker	<b>HSBELIC ID</b>
Rating <sup>1</sup>	
S&P rating	<b>AAAm</b>
Moody's rating	<b>Aaa-mf</b>
Characteristics	
Weighted average maturity	<b>13</b>
Weighted average life	<b>66</b>
Fund manager information	
IMMFA member	<b>01/07/2000</b>

<sup>1</sup>The "AAAm", "Aaa-mf" and "AAAmf" money market fund ratings are historical and reflect the superior quality of the Fund's investments, sound liquidity management, and strong operations and trading support. Periodic reviews are conducted to ensure a secure operations environment. The ratings do not eliminate the risks associated with investing in the Fund.

**Past performance does not predict future returns. The figures are calculated in the share class base currency, dividend reinvested, net of fees. Returns of 1 year or less are annualised on a simple basis and for periods greater than 1 year returns are annualised on a compound basis. All yields are annualised using 365 days in accordance with the Institutional Money Market Funds Association. This is a marketing communication. Please refer to the prospectus and to the KID before making any final investment decisions. For definition of terms, please refer to the Glossary QR code and Prospectus.**

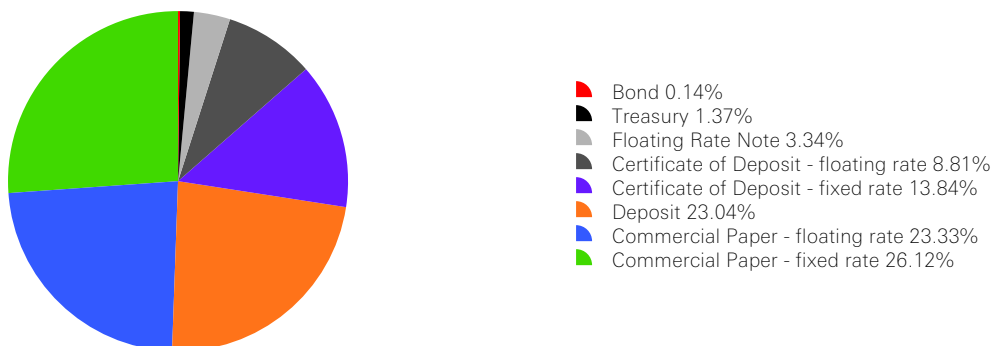
**Since Inception to 16th March 2020 the Benchmark was 1 Week EUR LIBID. From 16th March 2020 the benchmark is Euro Short-Term Rate (€STR).**

Source: HSBC Asset Management, data as at 31 March 2024

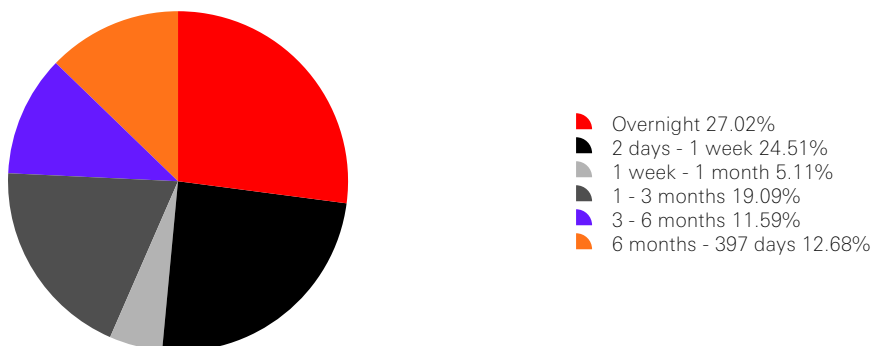
Performance (%)	YTD	1 month	3 months	6 months	1 year	3 years ann	5 years ann	10 years ann
<b>C</b>	<b>3.89</b>	<b>4.00</b>	<b>3.89</b>	<b>3.90</b>	<b>3.65</b>	<b>1.23</b>	<b>0.53</b>	--
Reference benchmark	3.93	3.58	3.93	3.95	--	--	--	--

Calendar year performance (%)	2014	2015	2016	2017	2018	2019	2020	2021	2022	2023
<b>C</b>	<b>0.03</b>	<b>-0.05</b>	<b>-0.31</b>	<b>-0.44</b>	<b>-0.45</b>	<b>-0.45</b>	<b>-0.52</b>	<b>-0.64</b>	<b>-0.05</b>	<b>3.25</b>
Reference benchmark	-0.05	-0.24	-0.48	-0.53	-0.55	-0.60	-0.57	-0.57	-0.02	3.28


**Instrument mix (%)**



**Maturity ladder (%)**



**Credit quality (%)**




Past performance does not predict future returns. The figures are calculated in the share class base currency, dividend reinvested, net of fees. Returns of 1 year or less are annualised on a simple basis and for periods greater than 1 year returns are annualised on a compound basis. All yields are annualised using 365 days in accordance with the Institutional Money Market Funds Association. Source: HSBC Asset Management, data as at 31 March 2024

<b>Top 10 issuers</b>	<b>Weight (%)</b>
NORTHERN TRUST CORP	8.46
SOCIETE GENERALE SA	7.33
BANCO SANTANDER SA	5.45
BNG Bank NV	4.96
SUMITOMO MITSUI FINANCIAL GROU	4.40
Cash	4.39
CREDIT AGRICOLE GROUP	3.76
BARCLAYS PLC	3.52
MITSUBISHI UFJ TRUST & BANKING CORP	3.51
BANQUE FEDERATIVE DU CREDIT MUTUEL	3.38

## Risk Disclosure

- Where overseas investments are held the rate of currency exchange may cause the value of such investments to go down as well as up.
- Further information on the potential risks can be found in the Key Information Document (KID) and/or the Prospectus or Offering Memorandum.

Follow us on:



For a copy of the prospectus, key investor information document, supplementary information document, annual and semi-annual reports, information on portfolio holdings or other matters, please contact your local HSBC Group office, or contact our team of liquidity specialists in London by phone: +44 (0) 20 7991 7577 or by email: [liquidity.services@hsbc.com](mailto:liquidity.services@hsbc.com). To help improve our service and in the interests of security we may record and/or monitor your communication with us.

---

### Glossary



## Important Information

The material contained herein is for marketing purposes and is for your information only. This document is not contractually binding nor are we required to provide this to you by any legislative provision. It does not constitute legal, tax or investment advice or a recommendation to any reader of this material to buy or sell investments. You must not, therefore, rely on the content of this document when making any investment decisions. This document is distributed in France, Italy, Spain and Sweden by HSBC Asset Management (France) and is only intended for professional investors as defined by MIFID.

The information contained herein is subject to change without notice.

The information provided herein is simplified and therefore incomplete.

The material contained herein is for information purposes only and does not constitute investment advice or a recommendation to any reader of this material to buy or sell investments. Care has been taken to ensure the accuracy of this document, but HSBC Asset Management accepts no responsibility for any errors or omissions contained herein. All non-authorised reproduction or use of this commentary and analysis will be the responsibility of the user and will be likely to lead to legal proceedings. This document has no contractual value and is not by any means intended as a solicitation, nor a recommendation for the purchase or sale of any financial instrument in any jurisdiction in which such an offer is not lawful. The commentary and analysis presented in this document reflect the opinion of HSBC Asset Management on the markets, according to the information available to date. They do not constitute any kind of commitment from HSBC Asset Management. Consequently, HSBC Asset Management will not be held responsible for any investment or disinvestment decision taken on the basis of the commentary and/or analysis in this document. All data from HSBC Asset Management unless otherwise specified. Any third party information has been obtained from sources we believe to be reliable, but which we have not independently verified.

The fund is a sub-fund of HSBC Global Liquidity Funds plc, an open-ended Investment company with variable capital and segregated liability between sub-funds, which is incorporated under the laws of Ireland and authorised by the Central Bank of Ireland. The company is constituted as an umbrella fund, with segregated liability between sub-funds. UK based investors are advised they may not be afforded some of the protections conveyed by the provisions of the Financial Services and Markets Act (2000), (the Act). The company is recognised in the UK by the Financial Conduct Authority under section 264 of the Act. The shares in the company have not been and will not be offered for sale or sold in the United States of America, its territories or possessions and all areas subject to its jurisdiction, or to United States Persons. Investors and potential investors should read and note the risk warnings in the Prospectus, KID and additionally, in the case of retail clients, the information contained in the supporting SID. It is important to remember that there is no guarantee that a stable net asset value will be maintained.

Further information about the Company including the Prospectus, the most recent annual and semi-annual reports of the Company and the latest share prices, may be obtained free of charge, in English, from the Administrator by emailing [hsbc.dealingteam@bnymellon.com](mailto:hsbc.dealingteam@bnymellon.com), or by visiting [www.globalliquidity.hsbc.com](http://www.globalliquidity.hsbc.com).

The most recent Prospectus is available in English. Key Information Document (PRIIPs KID) are available in the local language where they are registered.

Please note that funds included in this material may be covered by regulations outside of the European Economic Area (The EEA). Local regulations may vary, and can potentially impact your right to funds.

HSBC Asset Management is the brand name for the asset management business of HSBC Group. The above document has been produced by HSBC Asset Management (France) and has been approved for distribution/issue by the following entities :

In France by HSBC Asset Management (France), a Portfolio Management Company authorised by the French regulatory authority AMF (no. GP99026); in Italy and Spain through the Milan and Madrid branches of HSBC Asset Management (France), regulated by Banca d'Italia and Commissione Nazionale per le Società e la Borsa (Consob) in Italy, and the Comisión Nacional del Mercado de Valores (CNMV) in Spain. In Sweden, through the Stockholm branch of HSBC Asset Management (France), regulated by the Swedish Financial Supervisory Authority Finansinspektionen).

HSBC Asset Management (France) - 421 345 489 RCS Nanterre. Portfolio management company authorised by the French regulatory authority AMF (no. GP99026) with capital of 8.050.320 euros. Postal address: 75419 Paris cedex 08, France. Offices: Immeuble Coeur Défense, 110, esplanade du Général Charles de Gaulle, 92400 Courbevoie - La Défense 4 . (Website: [www.assetmanagement.hsbc.lu](http://www.assetmanagement.hsbc.lu)).

Copyright © 2024. HSBC Asset Management (France). All rights reserved

Important information for Luxembourg investors: HSBC entities in Luxembourg are regulated and authorised by the Commission de Surveillance du Secteur Financier (CSSF).

Further Information can be found in the prospectus.

Term: The management company cannot terminate the Fund unilaterally. The Board of Directors may furthermore decide to liquidate the Fund in certain circumstances set out in the prospectus and articles of incorporation of the Fund. Further additional and complete information (including but not limited to) investor rights, costs and charges, please refer to the prospectus

## Supplemental information sheet

Performance (%)	YTD	1 month	3 months	6 months	1 year	3 years ann	5 years ann	10 years ann
GROSS	4.09	4.06	4.09	4.10	3.84	1.35	0.63	--
A	3.89	4.00	3.89	3.90	3.65	1.22	0.50	--
AD	3.89	3.86	3.89	3.90	3.65	--	--	--
B	3.69	3.79	3.69	3.70	3.45	1.11	0.44	--
BD	3.69	3.67	3.69	3.69	3.45	--	--	--
C	3.89	4.00	3.89	3.90	3.65	1.23	0.53	--
ED	3.91	3.88	3.91	3.92	3.55	--	--	--
F	3.94	4.05	3.94	3.95	3.69	1.24	--	--
FD	3.94	3.91	3.94	3.95	3.69	--	--	--
G	3.97	4.08	3.97	3.98	3.72	1.25	0.54	--
GD	3.97	3.94	3.97	3.98	3.72	--	--	--
H	3.99	4.10	3.99	4.01	3.74	1.26	0.55	--
HD	3.99	3.96	3.99	4.00	3.74	--	--	--
J	3.94	4.05	3.94	3.95	3.68	1.24	0.53	--
K	3.97	4.08	3.97	3.98	3.72	1.25	0.54	--
L	3.99	4.10	3.99	4.01	3.74	1.26	0.55	--
XD	4.04	4.01	4.04	4.05	3.79	--	--	--
YD	4.06	4.03	4.06	4.07	3.81	--	--	--
ZD	4.09	4.06	4.09	4.10	3.84	--	--	--

Calendar year performance (%)	2014	2015	2016	2017	2018	2019	2020	2021	2022	2023
GROSS	0.19	-0.02	-0.24	-0.36	-0.37	-0.36	-0.44	-0.55	0.04	3.40
A	0.03	-0.05	-0.31	-0.44	-0.45	-0.45	-0.52	-0.61	-0.05	3.25
AD	--	--	--	--	--	--	--	--	--	--
B	0.01	-0.05	-0.31	-0.46	-0.49	-0.49	-0.57	-0.68	-0.15	3.08
BD	--	--	--	--	--	--	--	--	--	--
C	0.03	-0.05	-0.31	-0.44	-0.45	-0.45	-0.52	-0.64	-0.05	3.25
ED	--	--	--	--	--	--	--	--	--	--
F	--	--	--	--	--	--	-0.52	-0.63	-0.05	3.27
FD	--	--	--	--	--	--	--	--	--	--
G	--	--	-0.31	-0.44	-0.45	-0.45	-0.52	-0.63	-0.05	3.29
GD	--	--	--	--	--	--	--	--	--	--
H	--	--	-0.31	-0.44	-0.45	-0.45	-0.52	-0.63	-0.05	3.31
HD	--	--	--	--	--	--	--	--	--	--
J	--	--	--	--	--	--	-0.52	-0.64	-0.05	3.26
K	--	--	--	--	-0.45	-0.45	-0.52	-0.64	-0.05	3.29
L	--	--	-0.31	-0.44	-0.45	-0.45	-0.52	-0.64	-0.05	3.31
XD	--	--	--	--	--	--	--	--	--	--
YD	--	--	--	--	--	--	--	--	--	--
ZD	--	--	--	--	--	--	--	--	--	--

## Supplemental information sheet

Share class	Inception date	ISIN	Share Class Base Currency	Minimum Initial Investment	NAV per Share	Annual charge	Distribution type
A	11 May 2001	IE0030028439	EUR	EUR 1,000,000	1.03	0.200%	Accumulating
AD	1 February 2023	IE0003MHWTR0	EUR	EUR 1,000,000	1.00	0.200%	Distributing
B	11 May 2001	IE0030028546	EUR	EUR 10,000	1.02	0.400%	Accumulating
BD	1 February 2023	IE000D92C5V7	EUR	EUR 10,000	1.00	0.400%	Distributing
C	8 March 2002	IE0030819498	EUR	EUR 1,000,000	1.26	0.200%	Accumulating
ED	1 February 2023	IE000DFEAMC4	EUR	EUR 50,000,000	1.00	0.180%	Distributing
F	30 August 2019	IE00BYYJGF70	EUR	EUR 250,000,000	1.03	0.150%	Accumulating
FD	1 February 2023	IE000PBYKGF9	EUR	EUR 250,000,000	1.00	0.150%	Distributing
G	28 October 2015	IE00BYYJGG87	EUR	EUR 750,000,000	1.03	0.120%	Accumulating
GD	1 February 2023	IE000WQV1139	EUR	EUR 750,000,000	1.00	0.120%	Distributing
H	28 October 2015	IE00BYYJGH94	EUR	EUR 1,000,000,000	1.03	0.100%	Accumulating
HD	1 February 2023	IE000A7744G5	EUR	EUR 1,000,000,000	1.00	0.100%	Distributing
J	8 March 2019	IE00BYYJGK24	EUR	EUR 250,000,000	1.03	0.150%	Accumulating
K	23 June 2017	IE00BYYJGL31	EUR	EUR 750,000,000	1.02	0.120%	Accumulating
L	16 November 2015	IE00BYYJGM48	EUR	EUR 1,000,000,000	1.01	0.100%	Accumulating
XD	1 February 2023	IE0007TGCAC2	EUR	EUR 20,000,000	1.00	0.050%	Distributing
YD	1 February 2023	IE0005LH9B75	EUR	EUR 20,000,000	1.00	0.030%	Distributing
ZD	1 February 2023	IE000YJL7317	EUR	EUR 20,000,000	1.00	0.000%	Distributing

**Different classes may have different performances, dividend yields and expense ratios. For hedged classes, the effects of hedging will be reflected in the net asset values of such classes. Expenses arising from hedging transactions may be significant and will be borne by the relevant hedged classes. Hedged class performs the required hedging on a best efforts basis.**