

HSBC Global Investment Funds

GLOBAL LOWER CARBON EQUITY

Monthly report 31 March 2024 | Share class AC

Investment objective

The Fund aims to provide long term capital growth and income by investing in shares of companies that have a lower carbon intensity and higher environmental, social and governance (ESG) rating compared to its reference benchmark. Carbon intensity is calculated as a weighted average of the carbon intensities and ESG ratings of the Fund's investments. The Fund qualifies under Article 8 of SFDR.

Investment strategy

The Fund is actively managed. In normal market conditions, the Fund will invest at least 90% of its assets in shares (or securities similar to shares) of companies of any size that are based in developed markets. The investment process identifies and ranks stocks in the Fund's investment universe. In order to lower the exposure to carbon intensive businesses and raise the Fund's ESG rating, all holdings in the portfolio are assessed for their individual carbon footprint and ESG scores. A portfolio which aims to maximize growth and income and reduces the carbon footprint is then created. The Fund will not invest in shares of companies that are considered to be non-compliant with the UN Global Compact Principles or have material exposure to specific excluded activities, such as, thermal coal fired power generation and thermal coal extraction. The Fund may invest up to 10% in other funds. See the Prospectus for a full description of the investment objectives and derivative usage.

Main risks

- The Fund's unit value can go up as well as down, and any capital invested in the Fund may be at risk.
- The value of investible securities can change over time due to a wide variety of factors, including but not limited to: political and economic news, government policy, changes in demographics, cultures and populations, natural or human-caused disasters etc.
- Derivatives may be used by the Fund, and these can behave unexpectedly. The pricing and volatility of many derivatives may diverge from strictly reflecting the pricing or volatility of their underlying reference(s), instrument or asset.

Share Class Details

Key metrics	
NAV per Share	USD 17.14
Performance 1 month	3.94%
Volatility 3 years	15.69%
Fund facts	
UCITS V compliant	Yes
Dividend treatment	Accumulating
Dealing frequency	Daily
Valuation Time	17:00 Luxembourg
Share Class Base Currency	USD
Domicile	Luxembourg
Inception date	27 September 2017
Fund Size	USD 372,701,620
Reference benchmark	100% MSCI World Net
Managers	HSBC Index and Systematic Equity Portfolio Management Team
Fees and expenses	
Ongoing Charge Figure ¹	1.150%
Codes	
ISIN	LU1674673428
Bloomberg ticker	HSLCAC LX

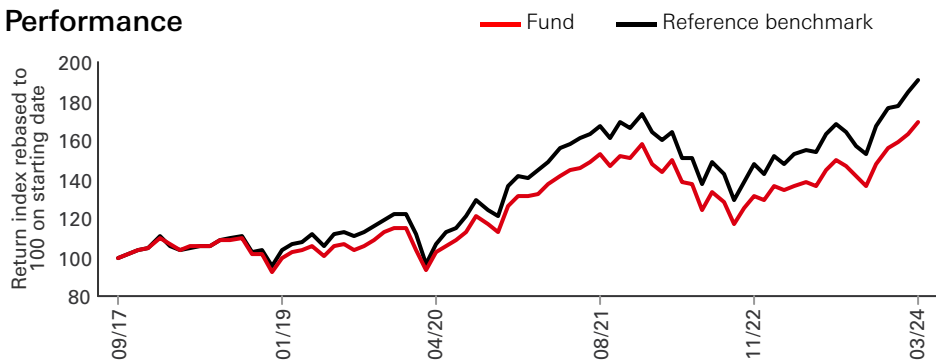
¹Ongoing Charges Figure is based on expenses over a year. The figure includes annual management charge but not the transaction costs. Such figures may vary from time to time.

Past performance is not an indicator of future returns. The figures are calculated in the share class base currency, dividend reinvested, net of fees.

This is a marketing communication. Please refer to the prospectus and to the KID before making any final investment decisions. For definition of terms, please refer to the Glossary QR code and Prospectus.

Source: HSBC Asset Management, data as at 31 March 2024

Performance



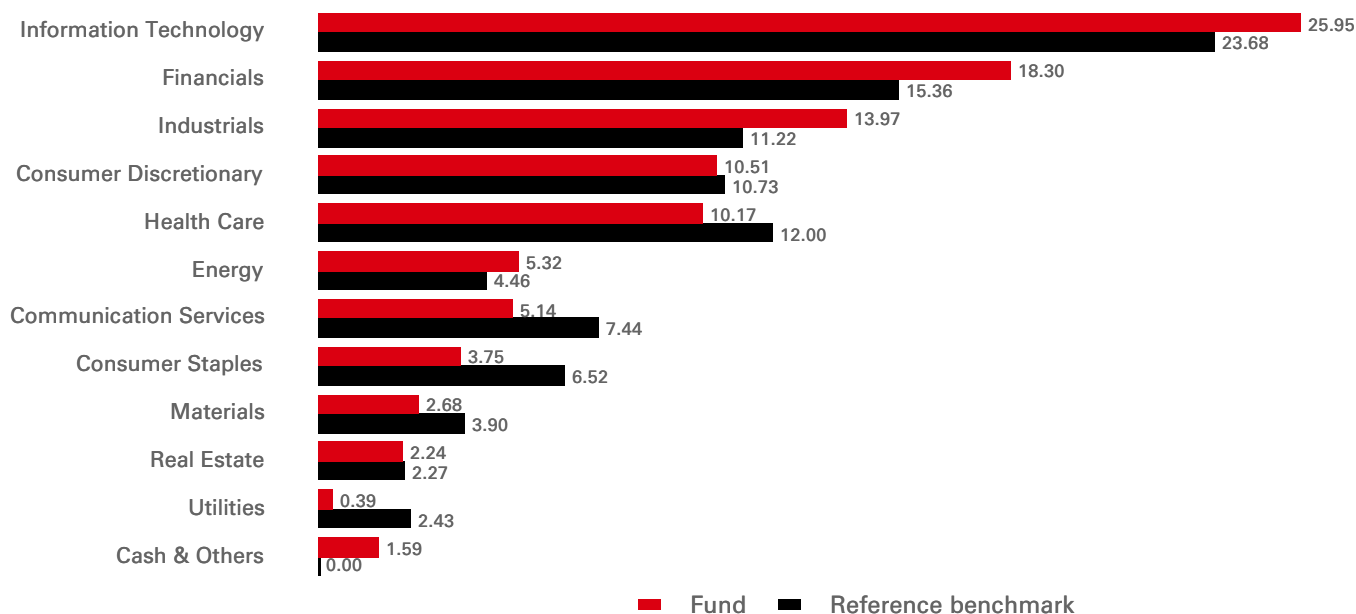
Performance (%)	YTD	1 month	3 months	6 months	1 year	3 years ann	5 years ann	10 years ann	Since inception ann
AC	8.82	3.94	8.82	19.64	24.01	7.26	10.42	--	8.62
Reference benchmark	8.55	3.18	8.55	21.28	25.07	8.59	12.07	--	10.60

Calendar year performance (%)	2014	2015	2016	2017	2018	2019	2020	2021	2022	2023
AC	--	--	--	--	-11.72	24.58	13.92	20.22	-18.17	20.38
Reference benchmark	--	--	--	--	-9.35	28.28	15.99	22.20	-17.98	23.69

Carbon footprint	Fund	Reference benchmark	MSCI ESG Score	ESG score	E	S	G
Carbon intensity emissions	48.90	99.47	Fund	8.3	6.9	6.1	6.2
Carbon Intensity measures the quantity of carbon emission of a company (tonnes CO ₂ e/USD million)			Reference benchmark	6.9	6.8	5.1	5.7
Source of analytics: Trucost							

Equity characteristics	Fund	Reference benchmark	3-Year Risk Measures	AC	Reference benchmark
No. of holdings ex cash	286	1,465	Volatility	15.69%	16.78%
Average Market Cap (USD Mil)	456,969	540,261	Information ratio	-0.39	--
			Beta	0.92	--

Sector Allocation (%)



Past performance is not an indicator of future returns. The figures are calculated in the share class base currency, dividend reinvested, net of fees.

Source: HSBC Asset Management, data as at 31 March 2024

Geographical Allocation (%)



Top 10 Holdings	Location	Sector	Weight (%)
Microsoft Corp	United States	Information Technology	4.97
Apple Inc	United States	Information Technology	3.32
NVIDIA Corp	United States	Information Technology	2.98
Amazon.com Inc	United States	Consumer Discretionary	1.69
Alphabet Inc	United States	Communication Services	1.67
UnitedHealth Group Inc	United States	Health Care	1.57
Home Depot Inc/The	United States	Consumer Discretionary	1.43
SAP SE	Germany	Information Technology	1.20
Verizon Communications Inc	United States	Communication Services	1.12
Applied Materials Inc	United States	Information Technology	1.12

Ten lowest carbon intensity issuers

Fund	Carbon intensity emissions (tonnes CO ₂ e/USD million)	Reference benchmark	Carbon intensity emissions (tonnes CO ₂ e/USD million)
3I GROUP PLC	0.09	INDUSTRIVARDEN AB-A SHS	0.01
SWISS RE AG	0.24	WHEATON PRECIOUS METALS CORP	0.03
GJENSIDIGE FORSIKRING ASA	0.29	3I GROUP PLC	0.09
TALANX AG	0.49	ST JAMES'S PLACE PLC	0.11
THE CIGNA GROUP	0.60	SAGAX AB-B	0.18
ELEVANCE HEALTH INC	0.62	HANNOVER RUECK SE	0.18
SYNCHRONY FINANCIAL	0.64	IGM FINANCIAL INC	0.22
NN GROUP NV	0.65	SWISS RE AG	0.24
PRUDENTIAL FINANCIAL INC	0.73	M&G PLC	0.25
AXA SA	0.77	DNB BANK ASA	0.26

Ten highest carbon intensity issuers

Fund	Carbon intensity emissions (tonnes CO ₂ e/USD million)	Reference benchmark	Carbon intensity emissions (tonnes CO ₂ e/USD million)
CRH PLC	1,031.23	VISTRA CORP	6,920.55
VOESTALPINE AG	894.68	EVERGY INC	4,775.06
ANA HOLDINGS INC	871.92	SEMBCORP INDUSTRIES LTD	4,486.65
BLUESCOPE STEEL LTD	745.90	PPL CORP	3,502.27
NIPPON YUSEN KK	678.21	CLP HOLDINGS LTD	3,450.76
DEUTSCHE LUFTHANSA-REG	676.24	AMEREN CORPORATION	3,264.38
APA CORP	517.28	AES CORP	3,192.36
ENAGAS SA	441.39	HEIDELBERG MATERIALS AG	3,185.96
KINROSS GOLD CORP	440.69	SOUTH32 LTD	3,152.81
MONDI PLC	434.79	ALLIANT ENERGY CORP	3,147.17

Company carbon data, can often be "partially disclosed", i.e. partial geographic coverage, or incomplete operational data. Trucost* undertakes analysis and research to assess company reported results. The proprietary Trucost model enables an estimate of total emissions which relies on more than just reported financial data. Where securities are not covered by Trucost, HSBC assigns a proxy value based on the average intensity score of comparable companies.*Trucost are a division of S&P Global; they assess risks relating to climate change, natural resource constraints, and broader environmental, social, and governance factors.


Source of analytics: Trucost / HSBC

Source: HSBC Asset Management, data as at 31 March 2024

Risk Disclosure

- Investment Leverage occurs when the economic exposure is greater than the amount invested, such as when derivatives are used. A Fund that employs leverage may experience greater gains and/or losses due to the amplification effect from a movement in the price of the reference source.
- Where overseas investments are held the rate of currency exchange may cause the value of such investments to go down as well as up.
- Further information on the potential risks can be found in the Key Information Document (KID) and/or the Prospectus or Offering Memorandum.

Follow us on:



For more information please contact us at Tel: +352404646767.
www.assetmanagement.hsbc.com/uk
amgtransferagency@lu.hsbc.com
To help improve our service and in the interests of security we may record and/or monitor your communication with us.

Glossary



Index Disclaimer

Source: MSCI. The MSCI information may only be used for your internal use, may not be reproduced or disseminated in any form and may not be used as a basis for or a component of any financial instruments or products or indices. None of the MSCI information is intended to constitute investment advice or a recommendation to make (or refrain from making) any kind of investment decision and may not be relied on as such. Historical data and analysis should not be taken as an indication or guarantee of any future performance analysis, forecast or prediction. The MSCI information is provided on an "as is" basis and the user of this information assumes the entire risk of any use made of this information. MSCI, each of its affiliates and each other person involved in or related to compiling, computing or creating any MSCI information (collectively, the "MSCI Parties") expressly disclaims all warranties (including, without limitation, any warranties of originality, accuracy, completeness, timeliness, non-infringement, merchantability and fitness for a particular purpose) with respect to this information. Without limiting any of the foregoing, in no event shall any MSCI Party have any liability for any direct, indirect, special, incidental, punitive, consequential (including, without limitation, lost profits) or any other damages. (www.msci.com)

Benchmark disclosure

The Investment Advisor will use its discretion to invest in securities not included in the reference benchmark based on active investment management strategies and specific investment opportunities. It is foreseen that a significant percentage of the Fund's investments will be components of the reference benchmark. However, their weightings may deviate materially from those of the reference benchmark. The deviation of the Fund's performance relative to the benchmark is monitored, but not constrained, to a defined range.

Source: HSBC Asset Management, data as at 31 March 2024

Important Information

The material contained herein is for marketing purposes and is for your information only. This document is not contractually binding nor are we required to provide this to you by any legislative provision. It does not constitute legal, tax or investment advice or a recommendation to any reader of this material to buy or sell investments. You must not, therefore, rely on the content of this document when making any investment decisions. This document is distributed in France, Italy, Spain and Sweden by HSBC Asset Management (France) and is only intended for professional investors as defined by MIFID.

The information contained herein is subject to change without notice.

The information provided herein is simplified and therefore incomplete.

The material contained herein is for information purposes only and does not constitute investment advice or a recommendation to any reader of this material to buy or sell investments. Care has been taken to ensure the accuracy of this document, but HSBC Asset Management accepts no responsibility for any errors or omissions contained herein. All non-authorised reproduction or use of this commentary and analysis will be the responsibility of the user and will be likely to lead to legal proceedings. This document has no contractual value and is not by any means intended as a solicitation, nor a recommendation for the purchase or sale of any financial instrument in any jurisdiction in which such an offer is not lawful. The commentary and analysis presented in this document reflect the opinion of HSBC Asset Management on the markets, according to the information available to date. They do not constitute any kind of commitment from HSBC Asset Management. Consequently, HSBC Asset Management will not be held responsible for any investment or disinvestment decision taken on the basis of the commentary and/or analysis in this document. All data from HSBC Asset Management unless otherwise specified. Any third party information has been obtained from sources we believe to be reliable, but which we have not independently verified.

The fund is a sub-fund of HSBC Global Investment Funds, a Luxembourg domiciled SICAV.

Before subscription, investors should refer to Key investor document (KID) of the fund as well as its complete prospectus. For more detailed information on the risks associated with this fund, investors should refer to the complete prospectus of the fund

The shares of HSBC Global Investment Funds have not been and will not be offered for sale or sold in the United States of America, its territories or possessions and all areas subject to its jurisdiction, or to United States Persons.

Shares of the Company may not be offered or sold for sale or sold to any "U.S. Person within the meaning of the Articles of Incorporation, i.e. a citizen or resident of the United States of America (the "United States"), a partnership organised or existing under the laws of any state, territory or possession of the United States, or a corporation organised or existing under the laws of the United States or of any state, territory or possession thereof, or any estate or trust, other than an estate or trust the income of which from sources outside the United States is not includible in gross income for purposes of computing United States income tax payable by it.

Further information about the Company including the Prospectus, the most recent annual and semi-annual reports of the Company and the latest share prices, may be obtained free of charge, in English, from the Registrar and Transfer Agent by emailing amgtransferagency@lu.hsbc.com, or by visiting www.global.assetmanagement.hsbc.com.

The most recent Prospectus is available in English and German. Key Information Document (PRIIPs KID) are available in the local language where they are registered.

Please note that funds included in this material may be covered by regulations outside of the European Economic Area (The EEA). Local regulations may vary, and can potentially impact your right to funds.

HSBC Asset Management is the brand name for the asset management business of HSBC Group. The above document has been produced by HSBC Asset Management (France) and has been approved for distribution/issue by the following entities :

In France by HSBC Asset Management (France), a Portfolio Management Company authorised by the French regulatory authority AMF (no. GP99026);

in Italy and Spain through the Milan and Madrid branches of HSBC Asset Management (France), regulated by Banca d'Italia and Commissione Nazionale per le Società e la Borsa (Consob) in Italy, and the Comisión Nacional del Mercado de Valores (CNMV) in Spain. In Sweden, through the Stockholm branch of HSBC Asset Management (France), regulated by the Swedish Financial Supervisory Authority Finansinspektionen).

HSBC Asset Management (France) - 421 345 489 RCS Nanterre. Portfolio management company authorised by the French regulatory authority AMF (no. GP99026) with capital of 8.050.320 euros. Postal address: 75419 Paris cedex 08, France. Offices: Immeuble Coeur Défense, 110, esplanade du Général Charles de Gaulle, 92400 Courbevoie - La Défense 4 . (Website: www.assetmanagement.hsbc.lu).

Copyright © 2024. HSBC Asset Management (France). All rights reserved

Important information for Luxembourg investors: HSBC entities in Luxembourg are regulated and authorised by the Commission de Surveillance du Secteur Financier (CSSF).

Further Information can be found in the prospectus.

Term: The management company cannot terminate the Fund unilaterally. The Board of Directors may furthermore decide to liquidate the Fund in certain circumstances set out in the prospectus and articles of incorporation of the Fund. Further additional and complete information (including but not limited to) investor rights, costs and charges, please refer to the prospectus

Detailed information for article 8 and 9 sustainable investment products, as categorised under the Sustainable Finance Disclosure Regulation (SFDR), including; description of the environmental or social characteristics or the sustainable investment objective; methodologies used to assess, measure and monitor the environmental or social characteristics and the impact of the selected sustainable investments and; objectives and benchmark information, can be found at: <https://www.assetmanagement.hsbc.co.uk/en/intermediary/investment-expertise/sustainable-investments/sustainable-investment-product-offering>