

INCOMETRIC FUND

Triton (LF) Global Balanced (Class A)

UCITS FCP

Monthly Summary Report: 31 March 2024

Summary Risk Indicator



The risk indicator is based on the assumption that you will hold the product for the recommended period of 3 years.

Morningstar Rating™

Overall



As of 31/3/2024

Investment Objective

To provide investors with income and long-term growth of capital. The Fund is actively managed and combines a global, value-based selection approach with a multi-asset allocation strategy, unrelated to benchmark constraints.

Investment Strategy

The Fund focuses on a portfolio of equities and bonds. The strategic allocation is characterized by flexibility and selectivity based on the disciplined analysis of fundamental data. In times of market uncertainty the Fund can maintain higher cash levels in order to protect its performance.

Fund Details

| | |
|---------------------------------------|--------------|
| Fund size (M): | € 50.140 |
| Net Unit Price: | € 12.6750 |
| Inception Date: | 17/8/2016 |
| Base Currency: | EUR |
| ISIN: | LU1389122992 |
| Bloomberg Ticker: | INGLBLA LX |
| Minimum initial investment: | € 20,000 |
| Minimum additional investment: | € 10,000 |
| Commission: Subscription up to 0.30%* | |
| Redemption 0%, negotiable | |

* Commissions negotiable according to the official commissions pricelist posted on www.triton-am.com

Performance fee

15% of the outperformance if the performance exceeds Hurdle Rate (Main Refinancing Operations Rate of the European Central Bank plus 0.50% per annum). The performance fee will be paid yearly if the return at the end of the performance period exceeds the Hurdle Rate. Any underperformance or loss previously incurred during the life of the Sub Fund should be recovered before a Performance Fee becomes payable. The performance fee will be calculated separately per Class of Units.

The performance fee is calculated in accordance with ESMA's guidelines on performance fees in UCITS and certain types of AIFs (34-39-992) from 1/1/2022.

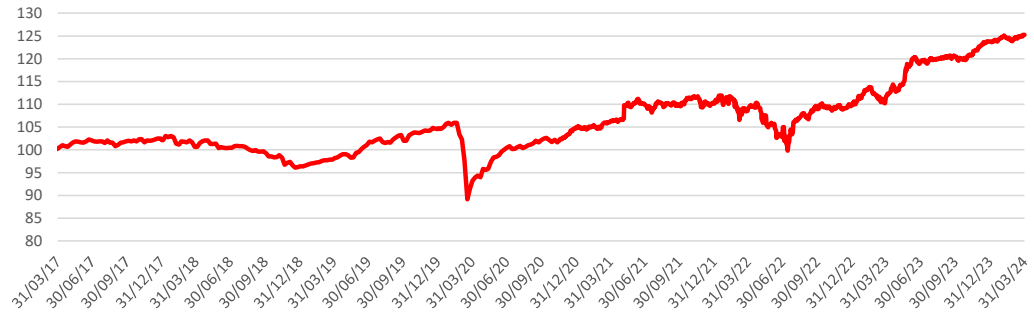
Fund Performance

| Cumulative Performance (%) | As of 31/3/2024 | | | Full Calendar Year | | |
|--|-----------------|--------|-----------------|--------------------|---------|----------|
| | YTD | 1 Year | Since Inception | 3 Years | 5 Years | 10 Years |
| INCOMETRIC FUND Triton (LF) Global Balanced Fund (Class A) | 1.18% | 12.10% | 26.75% | 18.22% | 28.48% | - |

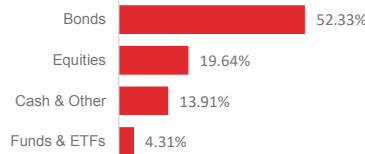
Notes: 1. From 16/11/2020 the weekly calculation period of NAV changed to daily. 2. Returns as of 31/03/2024 (1 Year, 3 Years) are rolling.

The investment advertised concerns the acquisition of units in a fund and not in a given underlying asset.

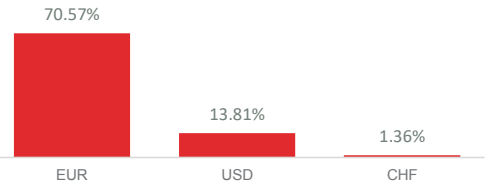
Performance



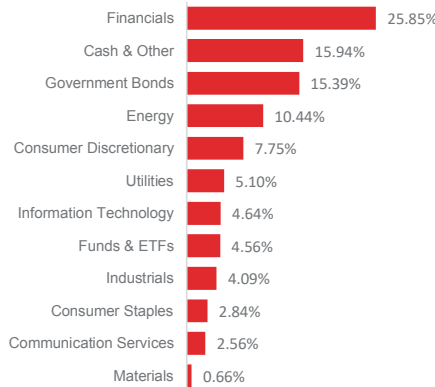
Asset Exposure



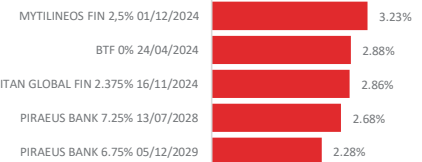
Currency Exposure



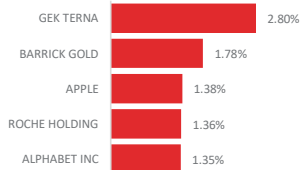
Sector Breakdown



Top Bond Holdings



Top Equity Holdings



Derivatives 2.45%

Q1 Commentary

The 1st Quarter of 2024 has been a good start for investors. The equity upward trend continued, as the global economy proved resilient in addition with the anticipation of rate cuts in the second half of the year and despite the overpricing of some markets. The US economy grew more than expected during Q4 2023, while macroeconomic data supported the scenario of a soft landing. Global equities posted strong returns, with the MSCI ACWI up 7.4% during the first quarter. In US S&P 500 rose 10.6%, driven once again by the performance of the 'magnificent seven' stocks which posted earnings growth of 56% during Q4 2023, helping to lift overall index earnings growth to 8%. In Europe, the French CAC 40, reached new all-time highs indicating a turn of investors to cheaper European Stocks. In fixed income, concerns about inflation, and the Federal Reserve (Fed) changing the December dovish rhetoric, drove negative returns for bonds. The yield of the Bloomberg Global Aggregate Index increased by 28 basis points (bps) over the quarter, which led to negative returns of -2.1%. In commodity markets, the broad Bloomberg Commodity Index increased slightly by 2.2% last quarter driven by a rise in oil prices and gold. The fund achieved a performance of +1.18% in the first quarter of 2024 primarily driven by strategic allocations in equities, which contributed approximately 66 basis points (bps) to the overall performance, and the positioning of the fixed income portfolio, which added approximately 62 bps. Throughout the quarter, the fund tactically utilized futures contracts on major stock indices to adjust equity and fixed income exposure in response to rapidly changing market conditions. Derivative products detracted approximately -53 bps from the fund's performance.

Management Company
Adepa Asset Management S.A.

Investment Manager
Triton Asset Management AEDAK

Custodian
Quintet Luxembourg

Subscriptions
At our offices:
15, Valaoritou St, Athens 10671
Tel.: +30 216 500 1800
Fax: +30 210 3643 855
Email: info@triton-am.com
and at our Representatives

Sustainability-related disclosure: The Sub-Fund is categorized under article 6 of SFDR. For further information, please refer to the relevant sections of the prospectus.



TRITON is a signatory of the United Nations-supported Principles for Responsible Investment – an international initiative where investors can collaborate to understand and manage environmental, social and governance related factors in their investment decision making and ownership practices.

www.unpri.org

Key risks

The Sub-Fund is subject to Investment risks and Other associated risks from the techniques and securities it uses to achieve its objective. The table on the right explains how these risks relate to each other and the Outcomes to the Unitholder that could affect an investment in the Sub-Fund.



Investors should also read Risk Descriptions in the Prospectus for a full description of each risk.

Investment risks

Risks from the Sub-Fund's techniques and securities

| Credit | Liquidity | Derivatives (Leverage) | Currency |
|--|---|---|--|
| The potential loss arising from the uncertainty on an issuer's ability or willingness to repay a loan or meet contractual obligations. This risk is heightened in a market environment, where interest rates are rising, as well as in connection with the Fund's investments in non-investment grade fixed income securities. | The fund operates in a market characterized by low trade volumes and securities that may become illiquid. This results in a higher risk of losses due to reduced trading speed/efficiency and sharper price fluctuations. | The derivatives market introduces significant levels of complexity, increasing the probability of adverse gains or losses to the fund that holds derivatives. The higher sensitivity to price movements of the underlying asset can asymmetrically affect the price of a derivative that is linked to it. | Exchange rate fluctuations may negatively impact the value of investments designated in another currency. Adverse movements in currency exchange rates could result in a decrease in return and a loss of capital. It may not be possible to successfully hedge against the currency risk exposure in all circumstances. |

TRITON (LF) GLOBAL BALANCED IS A SUBFUND OF INCOMETRIC CAPITAL UCITS FCP, REGISTERED UNDER PART I OF THE LUXEMBOURG LAW ON COLLECTIVE INVESTMENT UNDERTAKINGS (UCITS-IV) OF DECEMBER 17, 2010 (UCITS-IV)

UCITS DO NOT HAVE A GUARANTEED RETURN AND PREVIOUS PERFORMANCE DOES NOT GUARANTEE FUTURE PERFORMANCE

The since inception performance shown represents the latest historical performance of the Fund. The fund was launched on the 17th of August 2016. This document does not constitute an offering of any security, product, service of the Fund. This document is for information purposes only and may not be relied upon by you in evaluating the merits of investing in the Fund. The purchase of interests in the Fund is suitable only for investors for whom an investment in the Fund does not constitute a complete investment program and who fully understand and are willing to assume the risks involved in the Fund's investment program. There are no assurances that the stated investment objectives of the Fund will be met. Investments in third party funds: There shall be duplication of management fees and other operating fund related expenses, each time the Fund invests in other UCIS and/or UCITS. The summary/prices/quotes/statistics in this document have been obtained from sources deemed to be reliable, but we do not guarantee their accuracy or completeness. Information contained herein is subject to change without notice.

This document is for informational purposes only and does not provide, contain, or endorse investment advice in any way, nor does it recommend or advise a purchase to anyone in relation to the Fund. Investors should refer to and read the UCITS Prospectus and Key Investor Information (KID) before making final investment decisions.

GENERAL DISCLOSURES

© 2024 Morningstar, Inc. All rights reserved. The information contained herein: (1) is proprietary to Morningstar and/or its content providers; (2) may not be copied or distributed; and (3) is not warranted to be accurate, complete, or timely. Neither Morningstar nor its content providers are responsible for any damages or losses arising from any use of this information. Past performance is no guarantee of future results. Morningstar Rating is for the A share class only; other classes may have different performance characteristics.