

## HSBC Global Investment Funds

# EURO BOND TOTAL RETURN

Marketing communication | Monthly report 30 November 2024 | Share class AC

### Investment objective

The Fund aims to provide a long-term capital growth and income by investing in a portfolio allocated across the full spectrum of Euro denominated bonds and other similar securities.

### Investment strategy

The Fund is actively managed and is not constrained by a benchmark.

The Fund employs a Total Return strategy that aims to capture the majority of the upside in the Euro credit universe while limiting the downside risk and has a flexible allocation across the bond market, over an investment cycle, to achieve risk-adjusted returns above those of the investment universe.

The Fund will mostly invest in investment grade and non-investment grade bonds denominated in Euro, issued by governments, government-related, supranational entities and companies that are based in developed markets.

Companies and/or issuers considered for inclusion within the Fund's portfolio will be subject to excluded activities in accordance with HSBC Asset Management's Responsible Investment Policies.

The Fund may invest up to: 49% in cash and money market instruments; 10% in other funds; 10% in bonds issued by governments, government-related, supranational entities and companies based in emerging markets.

The Fund may invest up to: 10% in convertible bonds; 15% in contingent convertible securities; 10% in asset-backed securities and mortgage-backed securities.

The Fund's primary currency exposure is to Euro.

See the Prospectus for a full description of the investment objectives and derivative usage.

### Main risks

- The Fund's unit value can go up as well as down, and any capital invested in the Fund may be at risk.
- The Fund invests in bonds whose value generally falls when interest rates rise. This risk is typically greater the longer the maturity of a bond investment and the higher its credit quality. The issuers of certain bonds, could become unwilling or unable to make payments on their bonds and default. Bonds that are in default may become hard to sell or worthless.
- Derivatives may be used by the Fund, and these can behave unexpectedly. The pricing and volatility of many derivatives may diverge from strictly reflecting the pricing or volatility of their underlying reference(s), instrument or asset.

### Share Class Details

#### Key metrics

NAV per Share **EUR 12.07**

Performance 1 month **1.48%**

Yield to maturity **4.02%**

#### Fund facts

UCITS V compliant **Yes**

Dividend treatment **Accumulating**

Dealing frequency **Daily**

Valuation Time **17:00 Luxembourg**

Share Class Base Currency **EUR**

Domicile **Luxembourg**

Inception date **12 December 2013**

Fund Size **EUR 96,257,468**

Managers **Jean Olivier Neyrat**

#### Fees and expenses

Ongoing Charge Figure<sup>1</sup> **1.140%**

#### Codes

ISIN **LU0988492970**

Bloomberg ticker **HECBTRA LX**

<sup>1</sup>Ongoing Charges Figure is based on expenses over a year. The figure includes annual management charge but not the transaction costs. Such figures may vary from time to time.

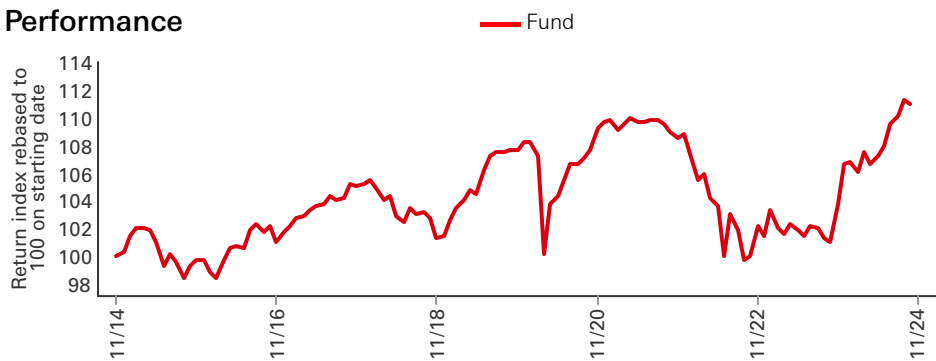
**Past performance is not an indicator of future returns. The figures are calculated in the share class base currency, dividend reinvested, net of fees.**

**This is a marketing communication. Please refer to the prospectus and to the KID before making any final investment decisions.**

**For definition of terms, please refer to the Glossary QR code and Prospectus.**

**Source: HSBC Asset Management, data as at 30 November 2024**

Performance



Performance (%)	YTD	1 month	3 months	6 months	1 year	3 years ann	5 years ann	10 years ann
AC	5.65	1.48	2.37	5.14	8.67	1.24	0.91	1.20

Calendar year performance (%)	2014	2015	2016	2017	2018	2019	2020	2021	2022	2023
AC	7.05	-0.65	2.15	3.42	-3.64	6.67	1.46	-0.83	-6.80	5.13

3-Year Risk Measures	AC	Reference benchmark	5-Year Risk Measures	AC	Reference benchmark
Volatility	4.90%	6.64%	Volatility	5.22%	6.83%
Sharpe ratio	-0.20	-0.34	Sharpe ratio	-0.04	-0.09

Fixed Income Characteristics	Fund	Reference benchmark	Relative
No. of holdings ex cash	81	--	--
Yield to worst	3.78%	--	--
Yield to maturity	4.02%	--	--
Option Adjusted Duration	4.95	--	--
Option Adjusted Spread Duration	6.20	--	--
Average maturity	5.92	--	--
Minimum rating	A-/BBB+	--	--

Credit rating (%)	Fund	Reference benchmark	Relative
AAA	8.35	--	--
AA	9.51	--	--
A	10.15	--	--
BBB	47.84	--	--
BB	22.71	--	--
Cash	1.44	--	--

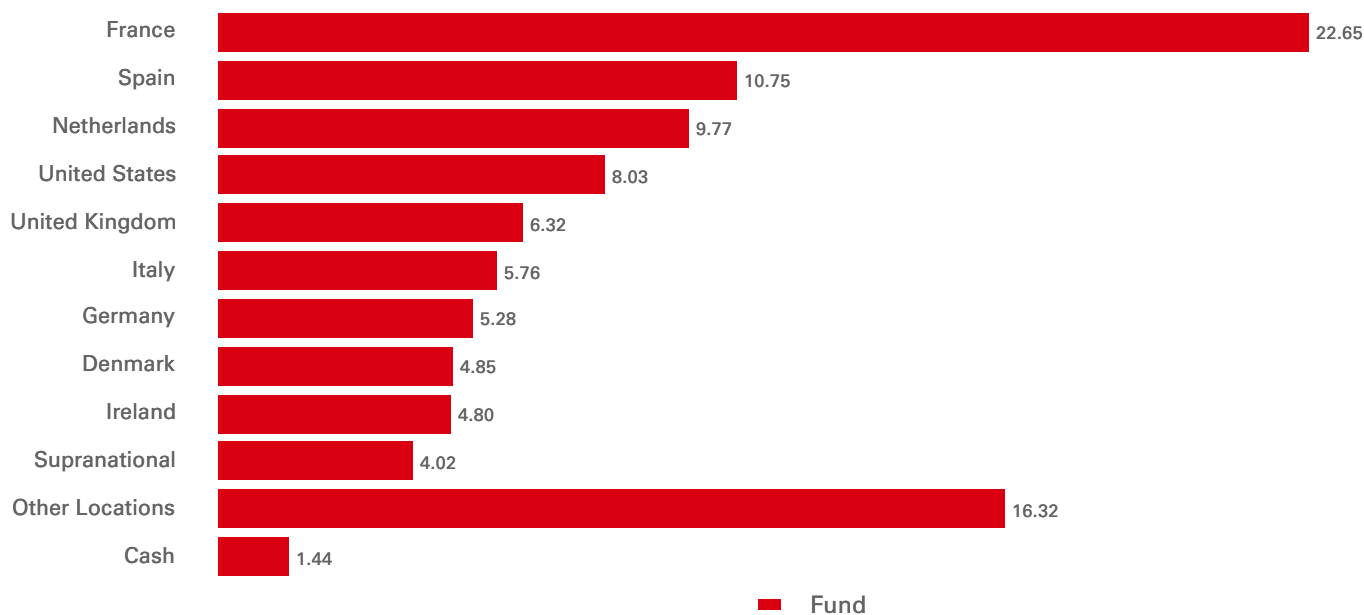
Geographical Allocation (Option Adjusted Duration)	Fund	Reference benchmark	Relative
France	1.04	--	--
United States	0.55	--	--
Netherlands	0.49	--	--
Spain	0.45	--	--
United Kingdom	0.44	--	--
Supranational	0.38	--	--
Italy	0.26	--	--
Denmark	0.25	--	--
Ireland	0.18	--	--
Finland	0.17	--	--
Other Locations	0.73	--	--
Cash	0.00	--	--
<b>Total</b>	<b>4.95</b>	<b>--</b>	<b>--</b>

Past performance is not an indicator of future returns. The figures are calculated in the share class base currency, dividend reinvested, net of fees.

Source: HSBC Asset Management, data as at 30 November 2024

Sector Allocation (Option Adjusted Duration)				Maturity Breakdown (Option Adjusted Duration)			
	Fund	Reference benchmark	Relative		Fund	Reference benchmark	Relative
Banking	1.52	--	--	0-2 years	0.29	--	--
Treasuries	0.81	--	--	2-5 years	0.49	--	--
Consumer Cyclical	0.54	--	--	5-10 years	2.85	--	--
Supranational	0.38	--	--	10+ years	1.32	--	--
Insurance	0.34	--	--	<b>Total</b>	<b>4.95</b>	<b>--</b>	<b>--</b>
Owned No guarantee	0.31	--	--				
Electric	0.31	--	--				
Communications	0.20	--	--				
Capital Goods	0.16	--	--				
Energy	0.15	--	--				
Other Sectors	0.23	--	--				
Cash	0.00	--	--				
<b>Total</b>	<b>4.95</b>	<b>--</b>	<b>--</b>				

**Geographical Allocation (%)**




Sector Allocation (%)	Fund	Reference benchmark	Relative
Banking	32.12	--	--
Treasuries	13.84	--	--
Consumer Cyclical	10.29	--	--
Electric	8.85	--	--
Insurance	8.70	--	--
Communications	4.54	--	--
Owned No guarantee	4.48	--	--
Supranational	4.02	--	--
Capital Goods	3.16	--	--
Energy	2.11	--	--
Other Sectors	6.46	--	--
Cash	1.44	--	--

<b>Top 10 Holdings</b>	<b>Weight (%)</b>
EUROPEAN INVT BK 2.750 16/01/34	3.23
CAIXABANK 4.375 08/08/36	2.48
FRANCE O.A.T./L 0.600 25/07/34	2.21
BANCO SABADELL 5.125 27/06/34	2.20
NORDEA BANK ABP 4.125 29/05/35	2.19
TSY INFL IX N/B 1.875 15/07/34	2.18
BANCO BILBAO VIZ 4.375 29/08/36	2.15
EDP SA 4.625 16/09/54	2.12
ENEL SPA 4.750	2.11
BTF 0.000 04/12/24	2.07

## Risk Disclosure

- Investment Leverage occurs when the economic exposure is greater than the amount invested, such as when derivatives are used. A Fund that employs leverage may experience greater gains and/or losses due to the amplification effect from a movement in the price of the reference source.
- Further information on the potential risks can be found in the Key Information Document (KID) and/or the Prospectus or Offering Memorandum.

Follow us on:



---

For more information please contact us at Tel: +352404646767.

[www.assetmanagement.hsbc.com/uk](http://www.assetmanagement.hsbc.com/uk)  
[amgtransferagency@lu.hsbc.com](mailto:amgtransferagency@lu.hsbc.com)

To help improve our service and in the interests of security we may record and/or monitor your communication with us.

---

### Glossary



[www.assetmanagement.hsbc.lu/api/v1/download/document/lu2004780537/lu/en/glossary](http://www.assetmanagement.hsbc.lu/api/v1/download/document/lu2004780537/lu/en/glossary)

## Important Information

This document is produced and distributed by HSBC Asset Management and is only intended for non-professional investors as defined by MIFID. The information contained herein is subject to change without notice. All non-authorized reproduction or use of this commentary and analysis will be the responsibility of the user and will be likely to lead to legal proceedings.

This information has no contractual value and is not by any means intended as a solicitation, nor an investment advice for the purchase or sale of any financial instrument in any jurisdiction in which such an offer is not lawful.

The commentary and analysis presented in this document reflect the opinion of HSBC Asset Management on the markets, according to the information available to date. They do not constitute any kind of commitment from HSBC Asset Management.

Tax treatment depends on the individual circumstances of each client and may be subject to change in the future.

Capital is not guaranteed. It is important to remember that the value of investments and any income from them can go down as well as up and is not guaranteed.

Please note that the distribution of the product can stop at any time by decision of the management company.

Consequently, HSBC Asset Management will not be held responsible for any investment or disinvestment decision taken on the basis of the commentary and/or analysis in this document.

All data from HSBC Asset Management unless otherwise specified.

Any third party information has been obtained from sources we believe to be reliable, but which we have not independently verified.

Further additional and complete information (including but not limited to) investor rights, costs and charges, please refer to the prospectus.

Term : The management company cannot terminate the Fund unilaterally. The Board of Directors may furthermore decide to liquidate the Fund in certain circumstances set out in the prospectus and articles of incorporation of the Fund.

If necessary, investors can refer to the complaints handling charter available in the banner of our website:

<https://www.assetmanagement.hsbc.lu/-/media/files/attachments/common/countries/luxembourg/client-complaints.pdf>

The fund is a sub-fund of HSBC Global Investment Funds, a Luxembourg domiciled SICAV.

Before subscription, investors should refer to Key investor document (KID) of the fund as well as its complete prospectus. For more detailed information on the risks associated with this fund, investors should refer to the complete prospectus of the fund.

The shares of HSBC Global Investment Funds have not been and will not be offered for sale or sold in the United States of America, its territories or possessions and all areas subject to its jurisdiction, or to United States Persons.

Shares of the Company may not be offered or sold for sale or sold to any "U.S. Person within the meaning of the Articles of Incorporation, i.e. a citizen or resident of the United States of America (the "United States"), a partnership organized or existing under the laws of any state, territory or possession of the United States, or a corporation organized or existing under the laws of the United States or of any state, territory or possession thereof, or any estate or trust, other than an estate or trust the income of which from sources outside the United States is not includible in gross income for purposes of computing United States income tax payable by it.

Further information about the Company including the Prospectus, the most recent annual and semi-annual reports of the Company and the latest share prices, may be obtained free of charge, in English, from the Registrar and Transfer Agent by emailing [amgtransferagency@lu.hsbc.com](mailto:amgtransferagency@lu.hsbc.com), or by visiting [www.global.assetmanagement.hsbc.com](http://www.global.assetmanagement.hsbc.com).

The most recent Prospectus is available in English and German. Key Information Document (PRIIPs KID) are available in the local language where they are registered.